

The image features a background of a grid of colorful circles in shades of green, red, gold, blue, and pink. Two white rectangular boxes with blue borders are positioned in the center. The left box contains the lowercase letter 'a' in a bold, black, sans-serif font. The right box contains the lowercase letter 'b' in the same font style. The circles are arranged in a regular pattern, with some overlapping the boxes.

**a**

**b**

A grid of colorful circles in shades of green, red, gold, blue, and pink. Two blue-bordered boxes are overlaid on the grid. The left box contains a large black letter 'C' centered over an orange circle. The right box contains a large black letter 'd' centered over a blue circle.

C

d





e



f



g

h









m

n



o

p





q

r




S



t



u

v







**z**

**da da**






ee

oo

**e i i e**



www.eu

The background features a repeating pattern of colorful brushstrokes in shades of green, red, gold, blue, and pink. Two blue-bordered rectangular boxes are positioned horizontally in the center. The left box contains the letters 'o' and 'e', and the right box contains the letters 'u' and 'i'.

o e

u i



quou

The image features a repeating pattern of colorful circles in shades of pink, red, yellow, blue, orange, and brown. A blue rectangular box is superimposed on the pattern, containing a large black lowercase letter 'y' centered within it.

y



A 4x6 grid of letters, each in a separate cell. The letters are arranged in two groups of three rows. The background of each cell is a colorful brushstroke. The letters are: Row 1: q, f, p, a, k, o; Row 2: f, w, z, g, b, p; Row 3: b, n, a, f, i, c; Row 4: aa, oe, ie, oo, eu, ei.

q	f	p	a	k	o
f	w	z	g	b	p
b	n	a	f	i	c
aa	oe	ie	oo	eu	ei

e	f	r	a	m	o
t	ij	z	k	e	s
h	n	q	z	i.	u
ee	ui	ie	ie	ou	pp

A 4x6 grid of letters, each in a white box with a blue border. The letters are arranged in two groups of three columns. The background features colorful brushstroke circles in shades of red, blue, green, yellow, orange, and pink.

q	m	a	a	k	o
f	o	z	q	b	p
k	n	e	f	h	g
aa	uu	ie	ee	oe	ei

ij	oo	qu	oo	ei	ei
b	n	v	k	j	r
f	u	z	g	b	p
g	h	l	a	l	u

A 4x6 grid of letters and symbols is displayed on a background of colorful brushstrokes. The grid is outlined in blue. The letters and symbols are arranged as follows:

k	a	p	a	k	e
f	w	e	q	u	p
b	n	q	w	i	d
ee	ui	ie	oo	ne	ei



A 4x6 grid of letters, each in a separate cell. The letters are arranged in two groups of three rows. The background of each cell is a colorful brushstroke. The letters are: Row 1: q, e, p, a, p, l; Row 2: o, w, r, g, b, f; Row 3: t, l, j, h, k, s; Row 4: aa, ei, eu, oo, eu, ei.

q	e	p	a	p	l
o	w	r	g	b	f
t	l	j	h	k	s
aa	ei	eu	oo	eu	ei



ee	ni	eo	ne	ad	ie
q	n	j	f	t	s
f	r	z	d	u	r
f	d	z	l	k	o

A 4x6 grid of letters on a white background with a colorful polka-dot pattern. The letters are arranged as follows:

r	f	p	q	u	o
f	u	l	p	d	f
s	u	o	k	i	q
qa	oe	ie	au	ui	uu

pp	oo	ne	ee	no	ie
q	f	u	h	i.	a
t	i	z	q	n	p
p	n	q	m	k	z

m	f	o	a	l	o
t	t	e	g	p	t
z	n	k	r	i	b
aa	oe	ei	oo	ou	aa

q	l	p	n	k	n
t	a	q	q	b	p
b	n	t	m	i.	f
ui	oe	ie	oo	eu	aa



p	f	d	e	k	p
f	w	a	g	u	f
l	n	i	t	i	m
aa	oe	ui	aa	eu	ei



## Letterbingo

Met dit spel zijn verschillende mogelijkheden van toepassing:

1. Hang de letters in je klas, in de hal of buiten op. Geef een kind of tweetallen een bingokaart en laat ze de letters van de kaart opzoeken
2. Gebruik alleen de bingokaarten. Deel deze per tweetal of per kind uit en ga naar buiten. De kinderen hebben een potlood en gaan op zoek naar de letters buiten. Deze letters kun je overal vinden: straatnamen, kentekens, naambordjes, graffiti, namen van winkels, etc.