

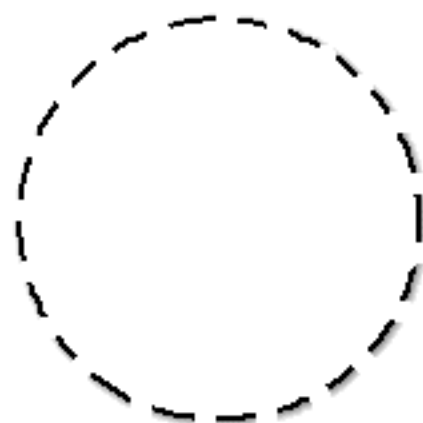


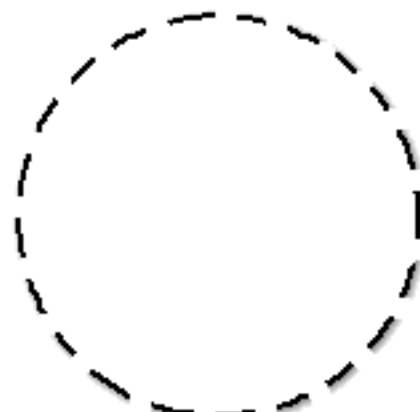

Alphabet Match Book





www.childcareland.com





www.childcareland.com





www.childcareland.com



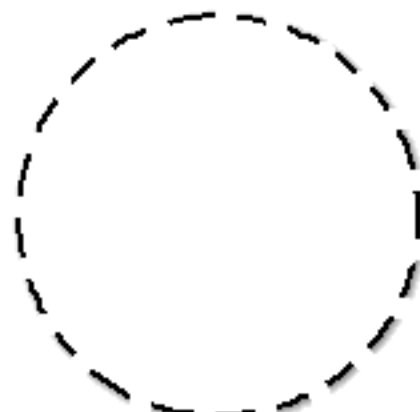

www.childcareland.com





www.childcareland.com





www.childcareland.com




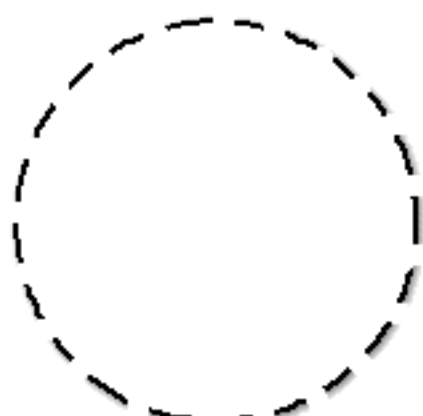
www.childcareland.com





www.childcareland.com




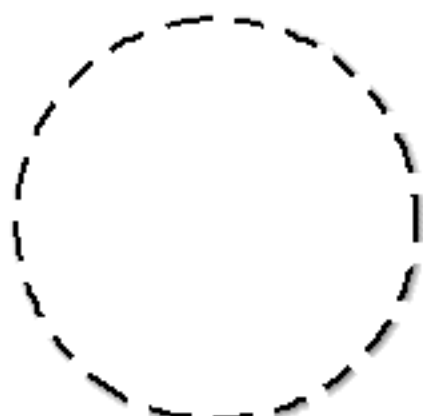
www.childcareland.com



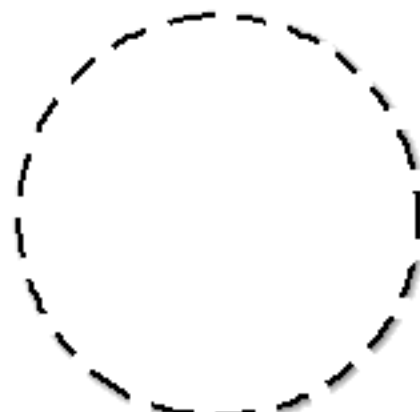
www.childcareland.com




www.childcareland.com



www.childcareland.com




www.childcareland.com



www.childcareland.com

The End!!







Instructions: Print book and assemble. Print letter circles ... cut out and glue in the blank circles next to the matching letters.

